



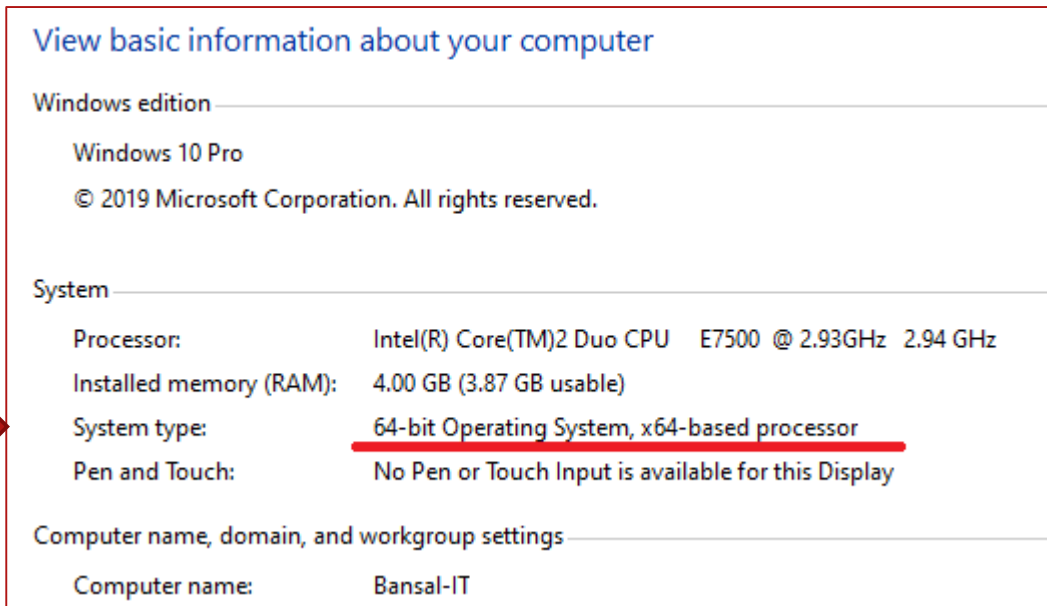
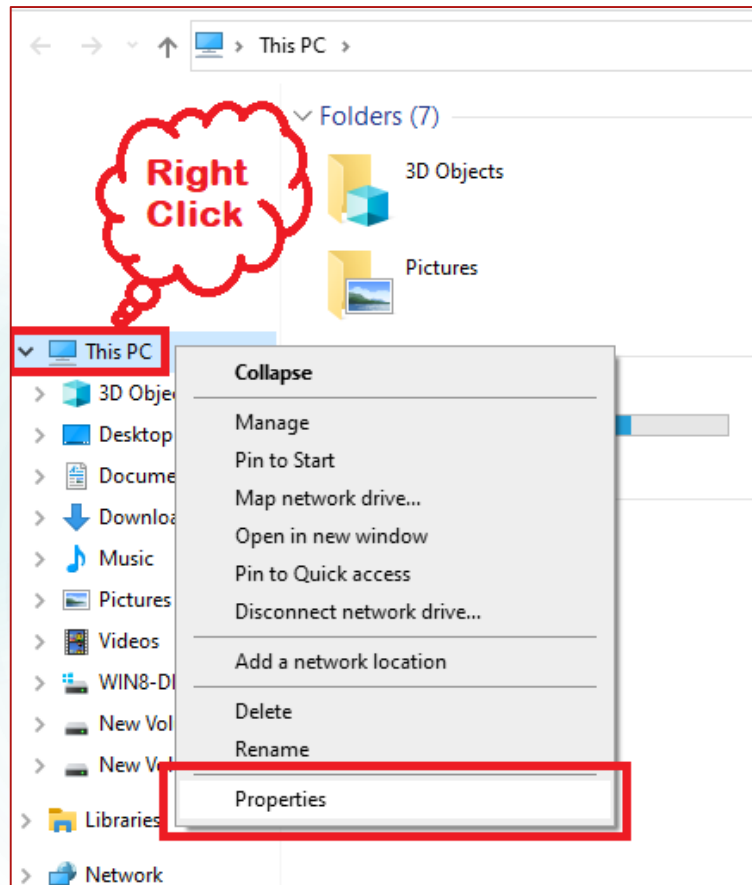
Econo Broking Pvt. Ltd.

UPDATE ODIN SOFTWARE STEP BY STEP INSTRUCTION

HELPDESK NUMBER : 02786614141 & 6614151 & 2413114

If Your computer is 64 Bit Follow This

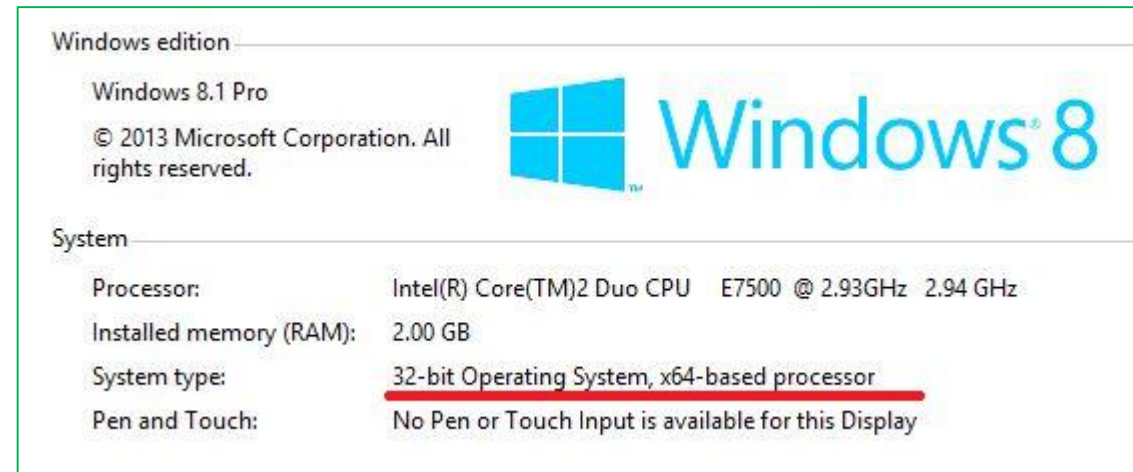
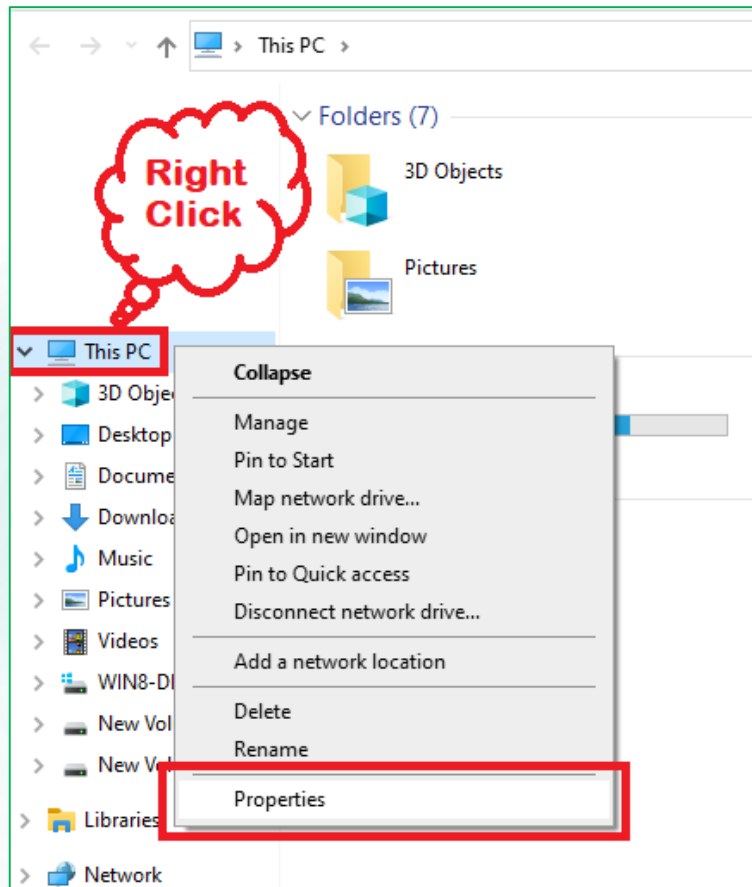
Right Click over My Computer/This PC > Click Properties



If 64 bit operating system as shown here, [Click Here](#) to Download the Zip File and unzip, double click over **New_Reg_64bit.reg** file

If Your Computer is 32 Bit Follow This

Right Click over My Computer/This PC > Click Properties



If 32 bit operating system as shown here, [Click Here](#) to Download the Zip File and unzip, double click over **New_Reg_32bit.reg** file

In Case we ask you to Rollback to old setup

- ▶ Every zip file is containing old registry file which is for roll back provision if case it require, this file can be useful to rollback to our old setup.
- ▶ 1) 64 bit system zip file will contain one **Old_reg_64bit.reg** file, double click over this file to rollback to our old setup
- ▶ 2) 32 bit system zip file will contain one **Old_reg_32bit.reg** file, double click over this file to rollback to our old setup

Thank you for your kind support and co-operation
_ Team Econo Broking Pvt Ltd.

